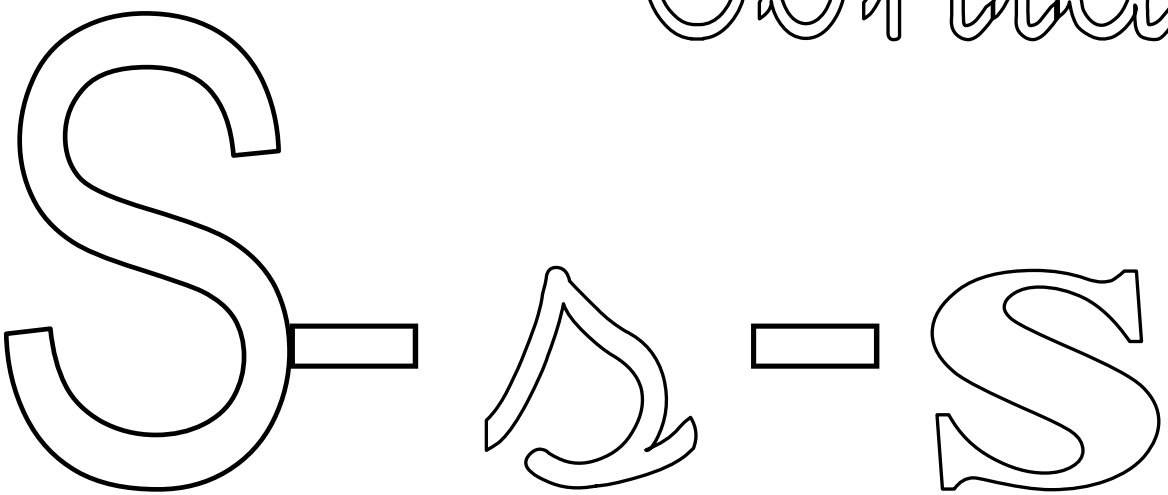

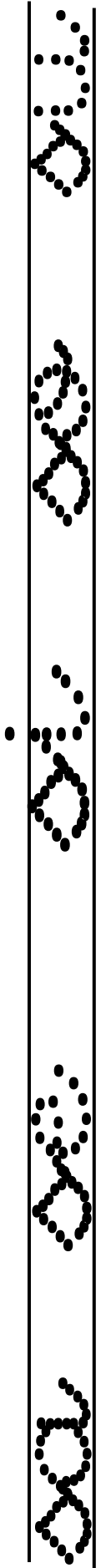

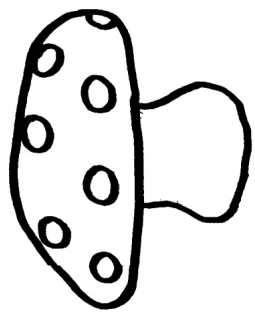
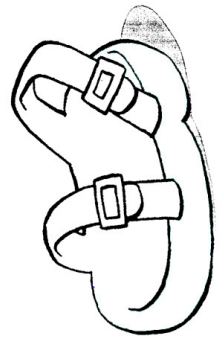
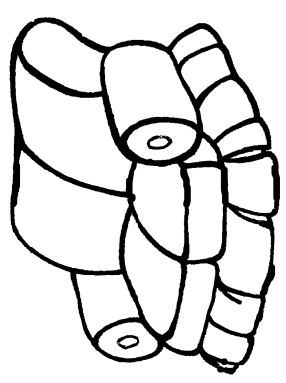

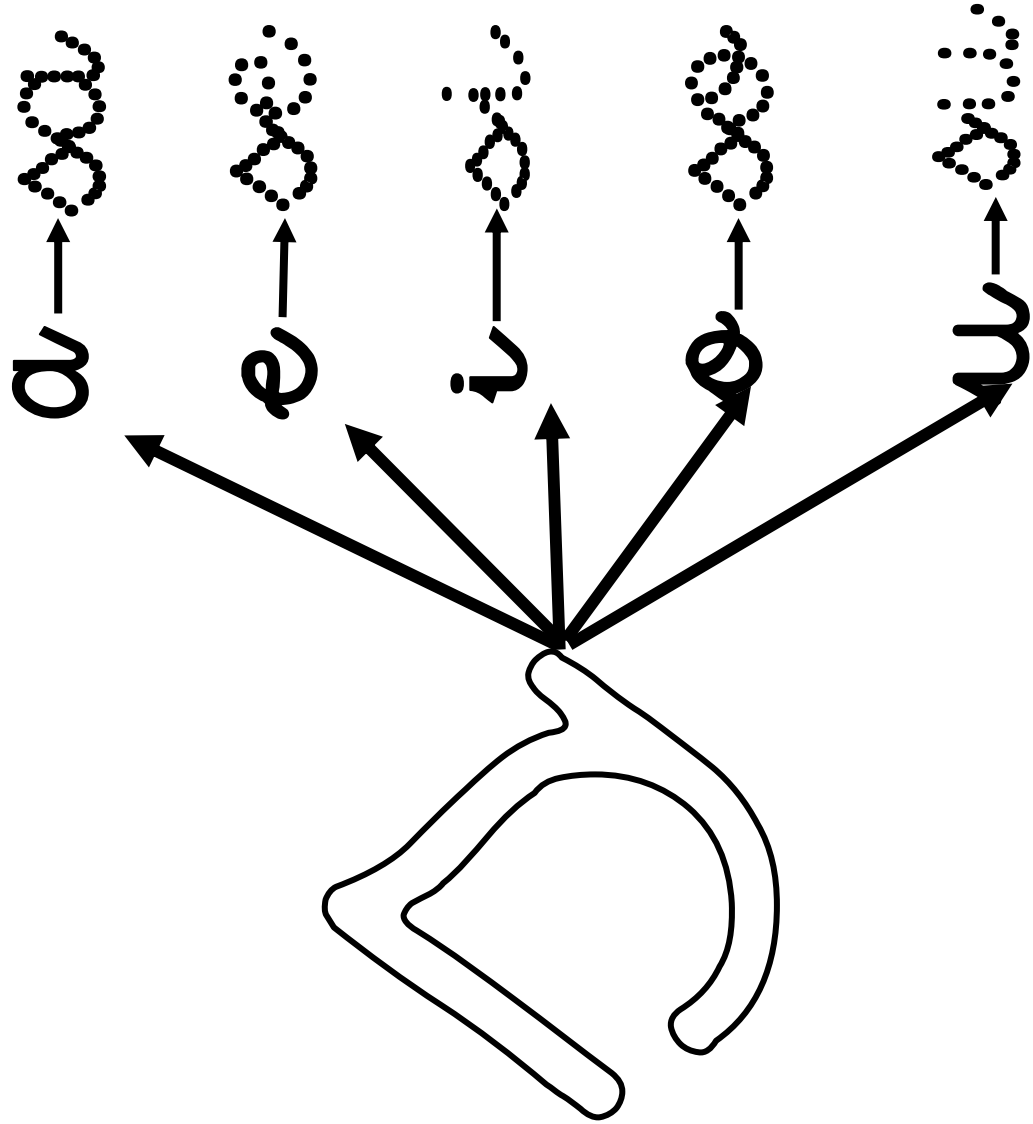


Sonia





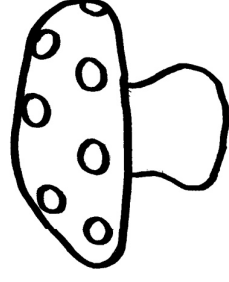

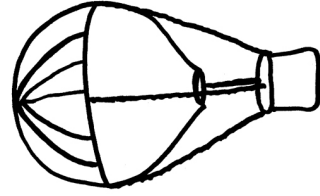
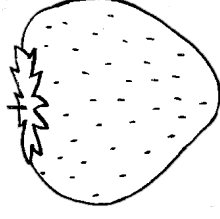
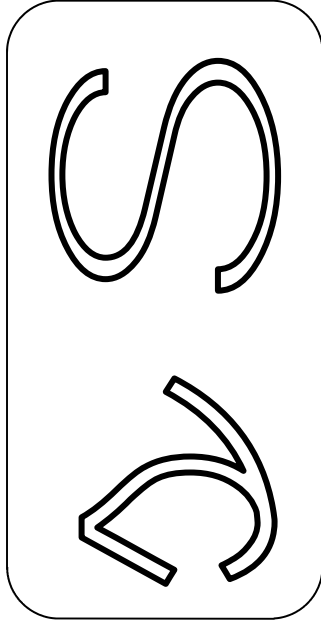

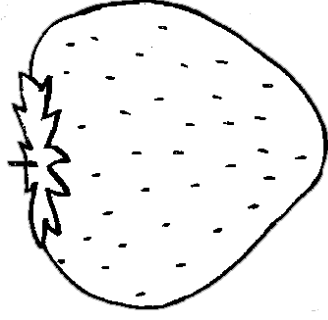

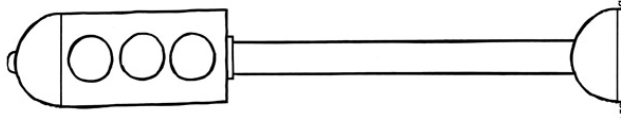




This section shows the uppercase letter 'A' in the center, with five arrows pointing to the left and five arrows pointing to the right. On the left side, there are five lowercase letters: 'a', 'e', 'i', 'o', and 'u', each on a three-line grid with an arrow pointing towards the central 'A'. On the right side, there are five lowercase letters: 'a', 'e', 'i', 'o', and 'u', each on a three-line grid with an arrow pointing towards the central 'A'. To the left of the lowercase letters are illustrations of a girl, a rabbit, a hedgehog, a girl, and a caterpillar. To the right of the lowercase letters is an illustration of a snake.

This section shows the uppercase letter 'A' in the center, with five arrows pointing to the left and five arrows pointing to the right. On the left side, there are five lowercase letters: 'a', 'e', 'i', 'o', and 'u', each on a three-line grid with an arrow pointing towards the central 'A'. On the right side, there are five lowercase letters: 'a', 'e', 'i', 'o', and 'u', each on a three-line grid with an arrow pointing towards the central 'A'. To the left of the lowercase letters are illustrations of a girl, a rabbit, a hedgehog, a girl, and a caterpillar. To the right of the lowercase letters is an illustration of a snake.


Colorea, une e repasa



Rodea y colorea de color sa, se, si, se, su


sopa	somo	sillón	pisa
mesa	esa	resa	mersa
selo	tese	case	suma
sua	rase	vase	seta

Le, repasa, copia e debuxa





e seu esse

setas




e seu esse

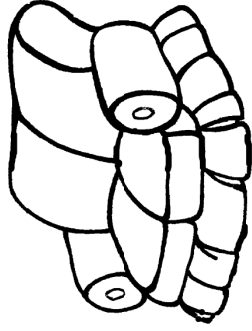
setas




Completa com sa, se, si, se, su



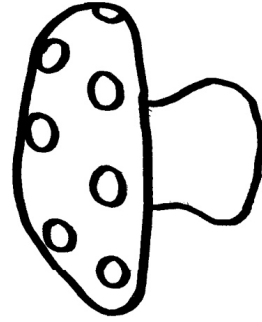
ce



lém



e



ta

12

+6


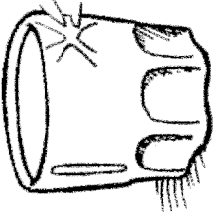
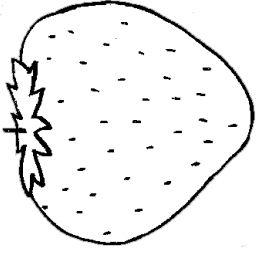


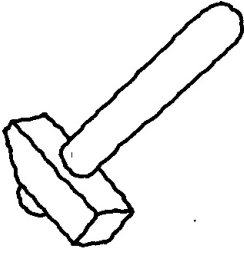
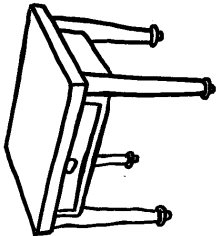

18

ma



me


Completa coa letra que falta

		
_altón	va_a	fre_a
		
ca_a	_elo	_artelo
		$\begin{array}{r} 12 \\ +6 \\ \hline 18 \end{array}$
me_a	_ol	_uma

Suse



seis seis



Suse




seis seis



esa

esa

suma




esa



esa

suma

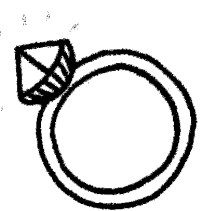



Palabras secretas



--	--	--




--	--	--	--



--	--	--	--


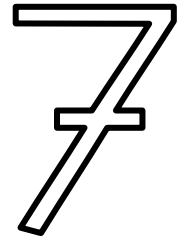

Forma as palabras coas iniciais de cada debuxo

Sopa de letras



$$\begin{array}{r}
 12 \\
 +6 \\
 \hline
 18
 \end{array}$$

s	r	t	p	y	p	ñ	t
e	l	s	e	t	e	t	r
t	l	s	m	e	s	a	g
a	r	ñ	l	d	t	n	s
k	c	u	m	b	n	d	u
v	t	i	e	s	t	o	m
g	r	s	v	m	t	r	a
m	o	s	a	c	l	t	g



→

--	--	--	--

12

+6

18

→

--	--	--	--



→


--	--	--




→

--	--	--


Rodea a palabra
correcta




tesa ou seta




oso ou uso



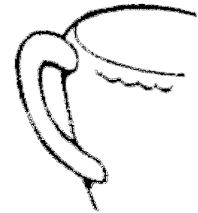
mesa ou masa




sois ou seis



sete ou susto



asa ou osa

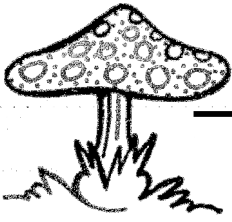


tiesto ou tosta


$$\begin{array}{r} 12 \\ +6 \\ \hline 18 \end{array}$$

zume ou suma


Separamos en sílabas



--	--



--	--



--	--



--	--

12


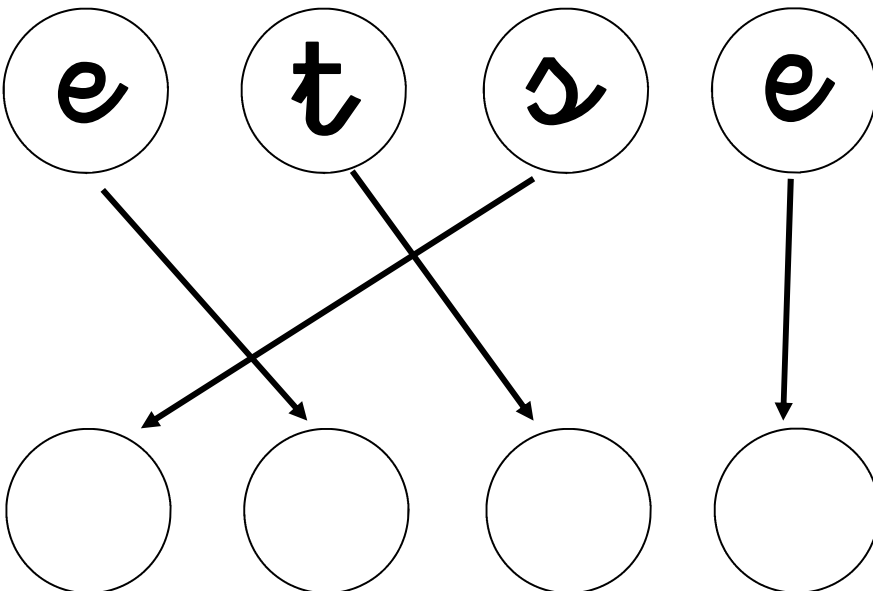
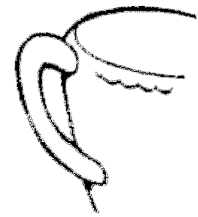
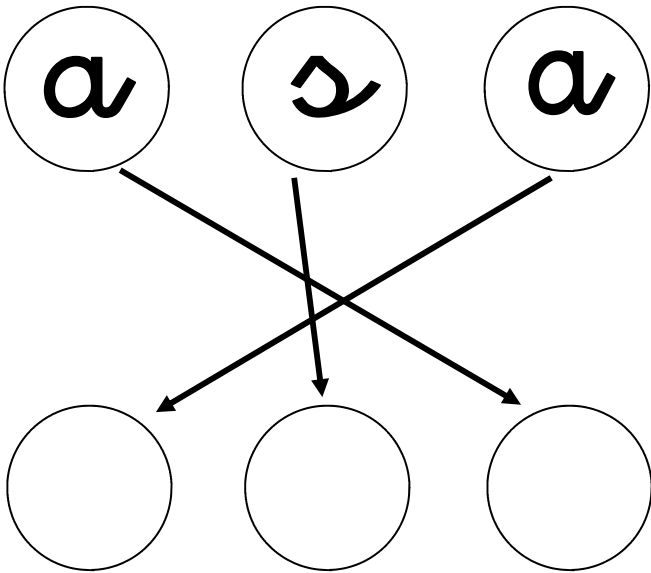

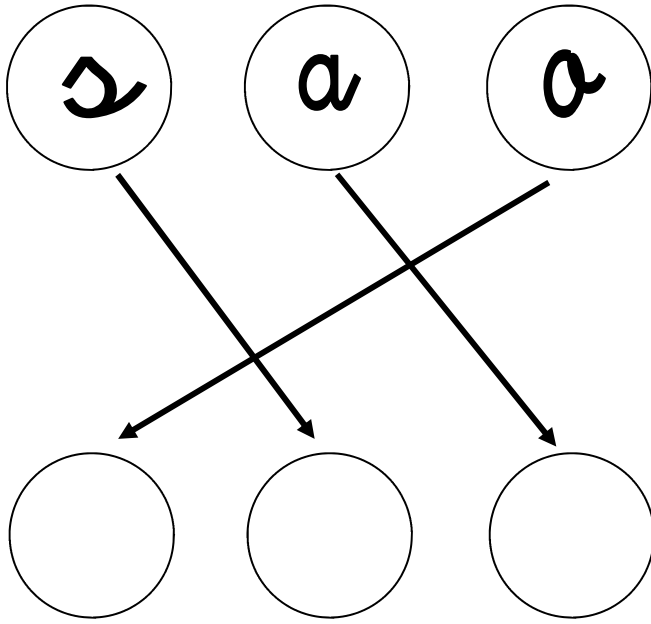
+6

18



--	--

Baixamos e colocamos



Escribimo-lo nome

